

# Easy installation-faster and easier than traditional tree ties

ArborTie® is a revolutionary material for staking and guying trees. Specifically designed to replace traditional methods such as wire and hose, ArborTie® is safe, soft, easy to use and less expensive than traditional tree ties.

The soft polypropylene materials have an exclusive weave that ensures a rounded edge at all times. This prevents the material from ever cutting into the bark of the tree, which is a common cause of injury or death to young trees. The weave also prevents ArborTie® from unraveling like rope or string. Girdling is eliminated and the olive green color blends well with the surroundings.

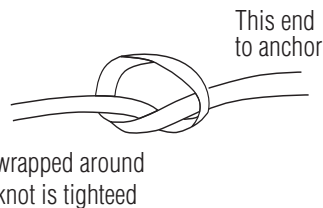
The 900 lb. test strength stands up to fierce winds while providing enough sway to help the tree develop trunk strength. ArborTie® fastens to any stake or anchoring system with traditional knots or nails. For guying ArborTie® eliminates the need to flag or cover guywires and our proven ArborKnot™ expands as the tree grows in caliper, preventing girdling. ArborTie® is the best method of staking and guying commercially available.

## ArborKnot™ Instructions

The ArborKnot™ is a unique knot for guying which expands to allow for girdle free growth.

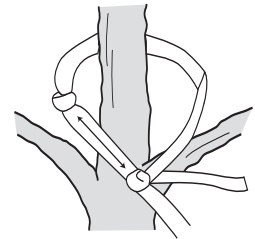
### Step 1

Tie a simple knot 18" to 24" (depending on the diameter of the tree) from either end of the ArborTie®.



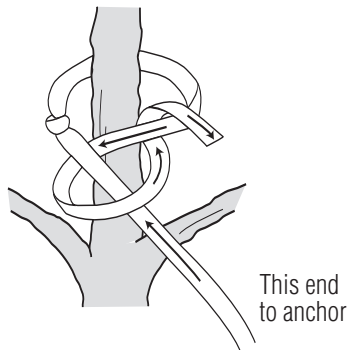
### Step 4

Slide knot just completed up to the knot tied in Step 1. Fasten free end to stake of anchor.



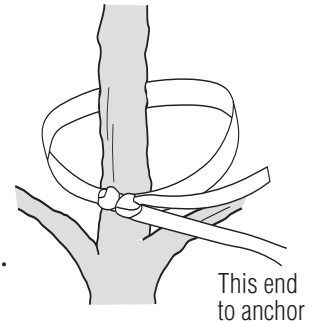
### Step 2

Wrap this end around tree. Begin the above knot below the knot that was tied in Step 1.



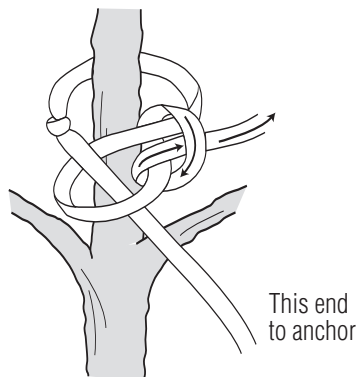
### Step 5

The ArborKnot provides secure, girdle free attachment of ArborTie® to tree.



### Step 3

Follow motion of ArborTie® above, finishing the knot by pulling tightly on points A and B at the same time.



## ArborTie®

**Deep Root Partners, LP.**

81 Langton Street, Suite 4,  
San Francisco, CA 94103

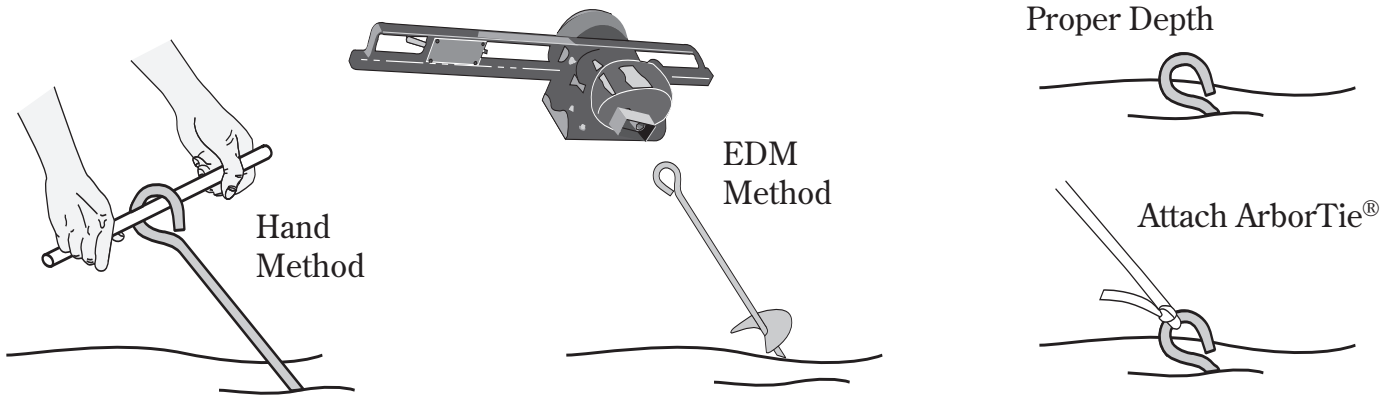
Tel: 415 437 9700

or 800 ILV ROOT (458.7668)

Fax: 415 437 9744

or 800 277 ROOT (277.7668)

[www.deeproot.com](http://www.deeproot.com)



Install ground anchors:

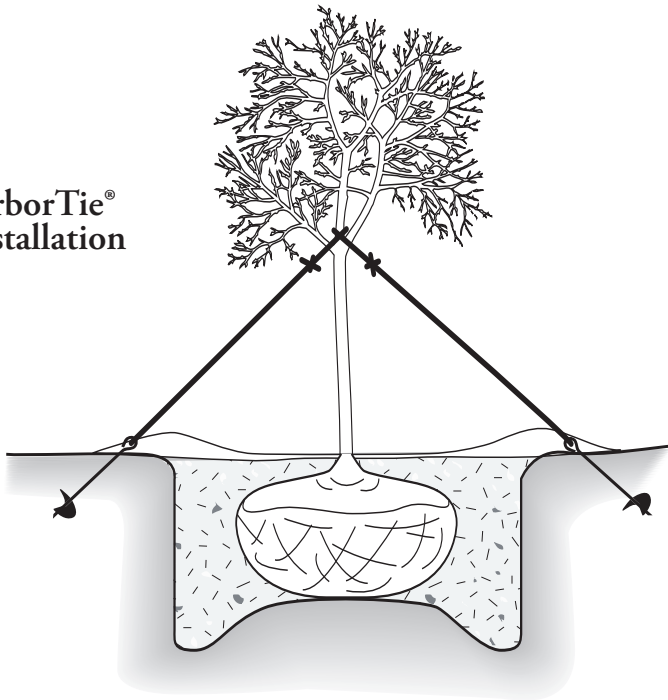
Hand Method:

- Install anchors using a straight rod to turn (screw) anchor into the ground at the same angle as the ArborTie®.
- A starter hole, up to 1/3 of the anchor length can be used to start anchor into the ground.
- Anchor eye should be just above soil level.

Electric Drive Machine Method:

- Attach adapter head to shaft of the EDM motor, tighten set screw.
- Place extension handle in the end of the EDM if needed.
- Place anchor head into adapter, line up anchor shaft with EDM shaft.
- Flip forward/reverse switch to forward.
- Position anchor at same angle as the ArborTie®.
- Hold on/off switch to install.
- Anchor eye should be just above soil level.

Typical ArborTie®  
guying installation



ArborTie®  
Helping Trees Live  
In The Urban Environment



**Anchors Manufactured By:**

**TIE DOWN ENGINEERING • 5901 Wheaton Drive • Atlanta GA, 30336**  
**www.tiedown.com • (404) 344-0000 • Fax (404) 349-0401**



092105.1825